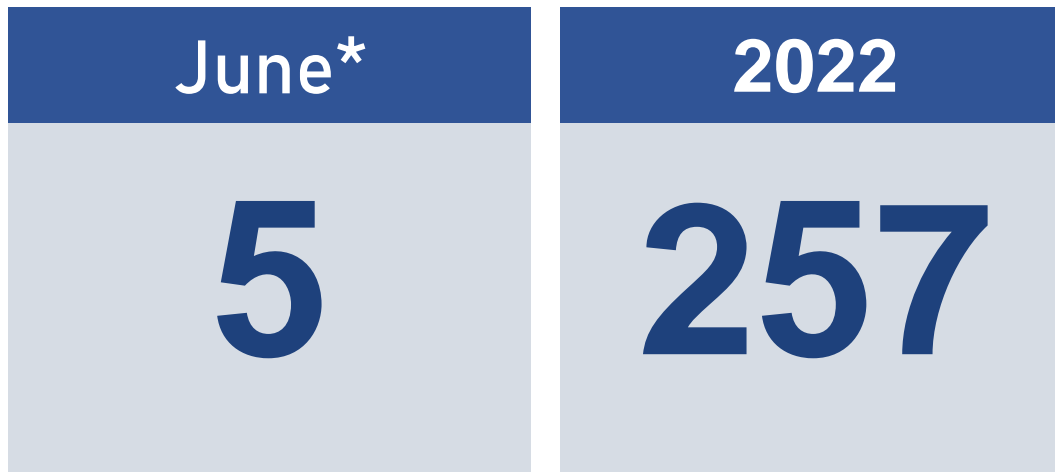


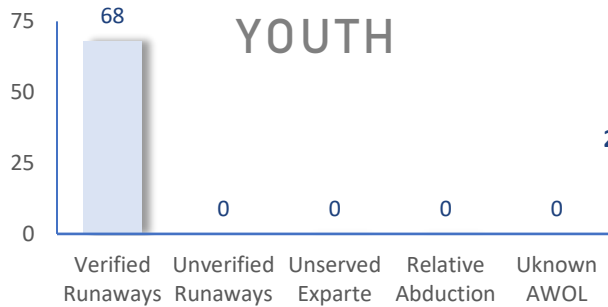
The following statistics show the status and demographics of absent Kansas foster youth and track DCF's successful recovery efforts.

## RECOVERED YOUTH

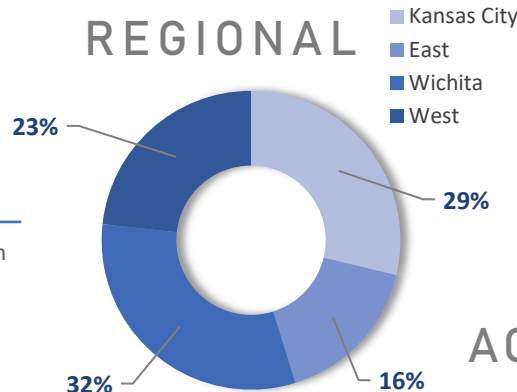


\*A youth may be recovered more than once per month.

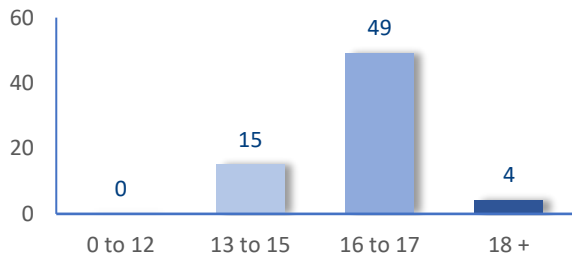
## CURRENT AWOL YOUTH



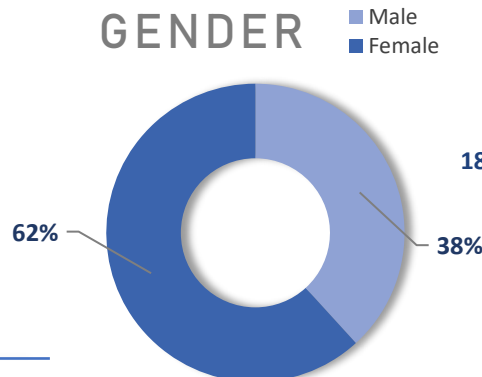
## REGIONAL



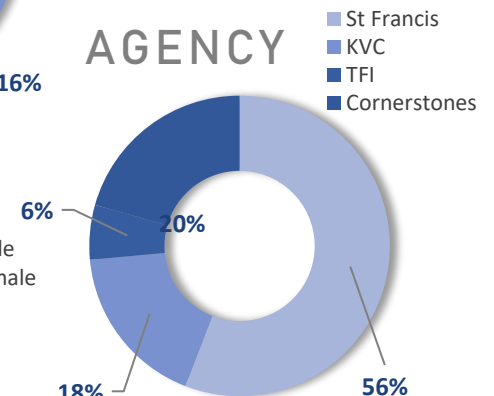
## AGE



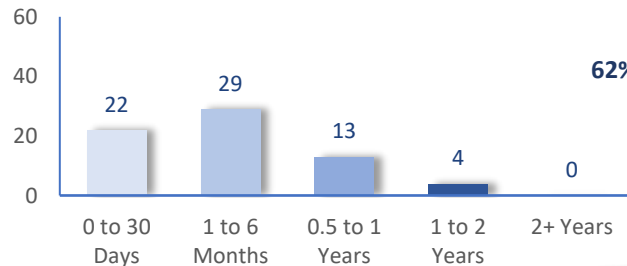
## GENDER



## AGENCY



## TIME



## DAILY AWOL YOUTH

# 2022

March		April		May		June	
DATE	# AWOL	DATE	# AWOL	DATE	# AWOL	DATE	# AWOL
1	75	1	62	2	69	1	70
2	75	4	60	3	68	2	68
3	74	5	66	4	72	3	
4	72	6	66	5	70	6	
7	71	7	67	6	66	7	
8	73	8	67	9	66	8	
9	72	11	67	10	67	9	
10	73	12	67	11	70	10	
11	73	13	67	12	71	13	
14	78	14	69	13	69	14	
15	79	15	70	16	67	15	
16	79	18	71	17	66	16	
17	74	19	71	18	64	17	
18	75	20	70	19	64	20	
21	77	21	71	20	65	21	
22	76	22	69	23	65	22	
23	74	25	67	24	66	23	
24	76	26	68	25	70	24	
25	70	27	68	26	70	27	
28	68	28	65	27	70	28	
29	67	29	64	31	71	29	
30	67					30	
31	64						